

Capital Market Report 29 November 2024

Foreigners Sold 743M for the week ended. They Sold R2048s, R2030s and R213s and Bought R186s, R2040s. ABGN02 was the weakest performer this week, giving away 5 bps over its benchmark, whilst CLN975s and ABFN61 were the best performers, gaining 20bps and 19bps over their respective benchmarks.

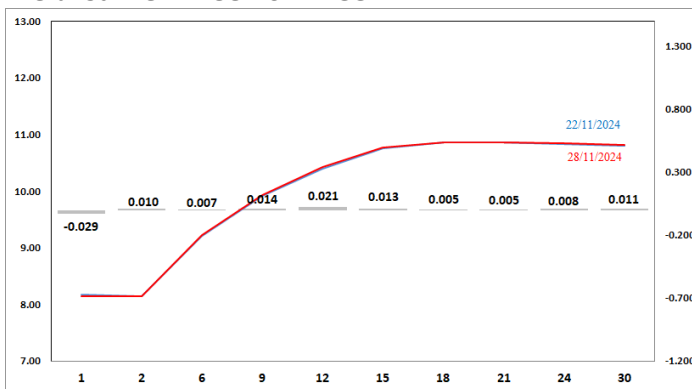
WEEKLY NON-RES STATS

BOND	PURCHASES	SALES	NETT
R2,023	-	-	-
R186	5,746,082,511	3,530,542,991	2,215,539,520
R2,030	3,856,549,907	5,308,557,490	-1,452,007,583
R213	1,068,935,000	2,342,627,752	-1,273,692,752
R2,032	3,765,271,593	3,369,856,409	395,415,184
R2,035	2,572,979,527	3,191,146,562	-618,167,035
R209	129,914,407	350,975,006	-221,060,599
R2,037	1,289,310,000	619,931,168	669,378,832
R2,040	3,483,464,000	1,151,915,435	2,331,548,565
R214	134,350,000	1,113,655,349	-979,305,349
R2,044	925,909,000	861,626,681	64,282,319
R2,048	2,499,581,453	4,374,515,756	-1,874,934,303
TOTAL	25,472,347,398	26,215,350,599	-743,003,201

CORPORATE SPREADS

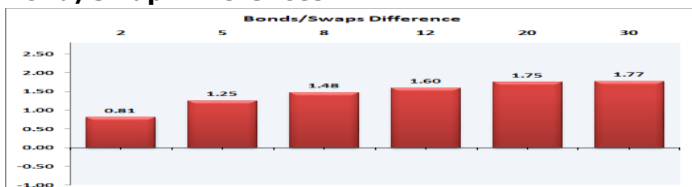
BOND	COMPANION	COMPANIONS	CURRENT	PRIOR	CHANGE
ABGN02	27/06/2027	JIBAR	R100	95	5
ABS16	11/11/2025	R186	18	15	3
FRJ28	22/06/2028	JIBAR	103	100	3
ES42	25/04/2042	R214	58	57	1
FRJ27S	20/04/2027	JIBAR	88	R90	-2
FRJ27	25/01/2027	JIBAR	91	97	-6
ABFN61	24/02/2028	JIBAR	95	114	-19
CLN975	31/10/2026	JIBAR	190	210	-20

Yield Curve- Week on Week

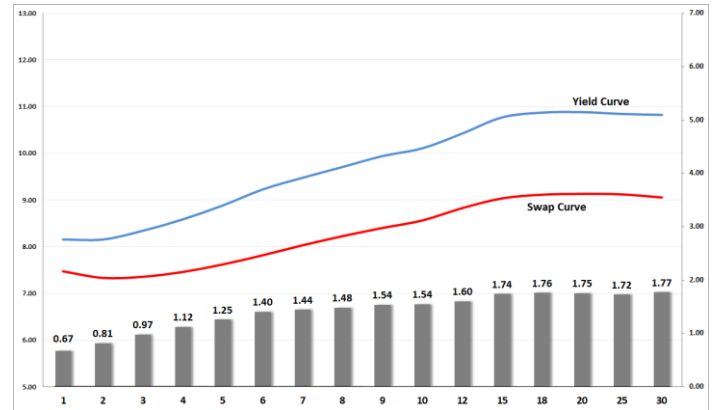


Bond Rates	Open	High	Low	Close
R 2,040	10.835	10.960	10.760	10.830
R 209	10.325	10.435	10.250	10.330
R 2,030	8.945	9.050	8.885	8.930

Bond/Swap Differences



BONDS and SWAPS - YIELD CURVE



IMPORTANT ECONOMIC INDICATORS

Date	Time	Country	Event	Month	Previous	Consensus	Forecast
02-Dec-24	14:00:00	SA	Total New Vehicle Sales NOV	Nov/24	47.94K		47.5K
03-Dec-24	11:30:00	SA	GDP Growth Rate YoY Q3	Q3	0.30%		0.80%
05-Dec-24	15:30:00	US	Initial Jobless Claims NOV/30	Nov/24	213K		214.0K
06-Dec-24	08:00:00	SA	Foreign Exchange Reserves NOV	Nov/24	\$63.03B		\$62.9B
	15:30:00	US	Non Farm Payrolls NOV	Nov/24	12K	183K	194.0K
	15:30:00	US	Unemployment Rate NOV	Nov/24	4.10%	4.10%	4.10%

PERFORMANCE

Performance	Total Return		
	MtD	Ytd	YoY
ALBI	2.73%	16.49%	18.71%
GOVI	2.71%	16.35%	18.56%
1 to 3 Years	0.93%	8.34%	10.17%
3 to 7 Years	2.04%	12.32%	14.44%
7 to 12 Years	2.85%	17.15%	20.28%
Over 12 Years	3.61%	21.38%	23.05%

AUCTION RESULTS FOR THE WEEK

Government Bond Auction Results			
Bonds	R 2,033	R2,038	R2,040
Amount on Auction (R'm)	1250	1250	1250
Bids Received (R'm)	5760	5255	4450
Bid to Cover	4.61	4.20	3.56
Clearing Yield (%)	9.880	10.720	10.825

Inflation Linked Bond Auction Results (29 Nov 2024)			
Bonds	I2031	I2043	I2058
Coupon	4.250	5.125	5.125
Amount issued (R'm)	430	415	155
Bids received (R'm)	480	890	165
Bid to Cover	1.116	2.145	1.065
Clearing Yield (%)	4.760	4.940	4.965

AUCTION INVITATION FOR THE UPCOMING WEEK

Government Bond Auction			
Bonds	R 2,032	R 2,037	R 2,053
Coupon (%)	8.300	8.000	11.625
Amount on Offer (R'm)	1250	1250	1250

Inflation Linked Bond Auction			
Bonds	I2031	I2043	I2058
Total Amount (R'm)	1000		